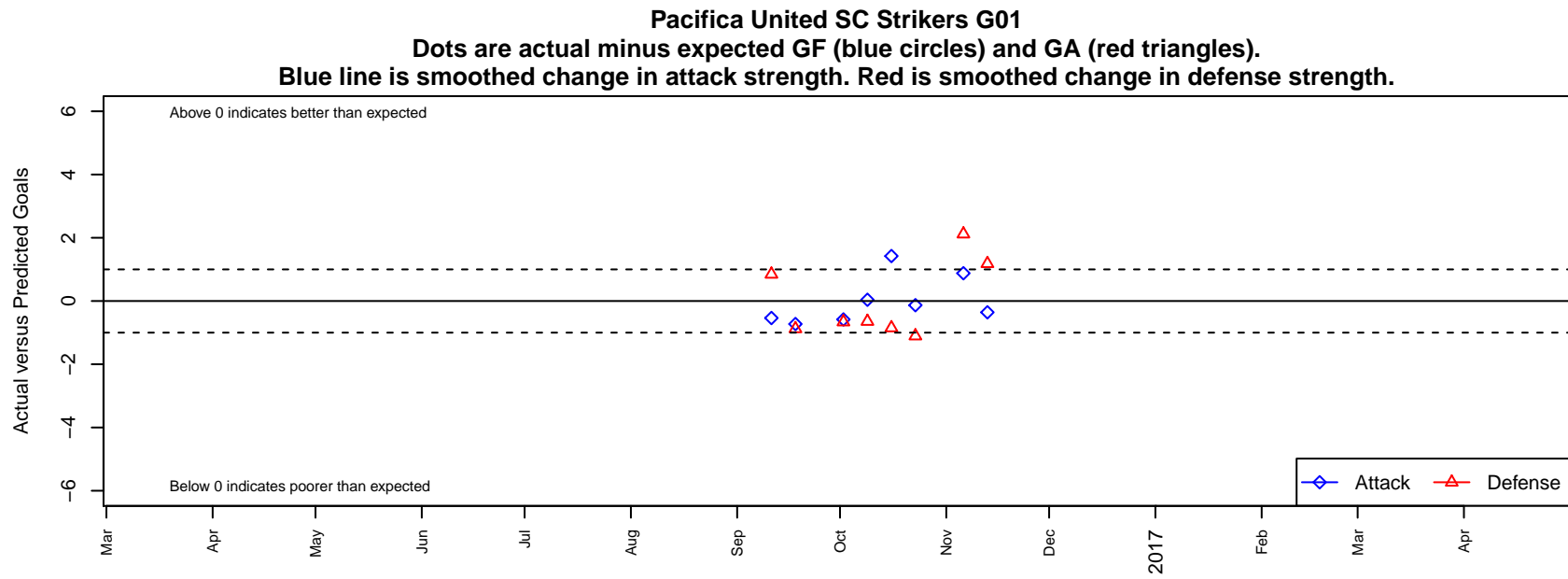


Pacifica United SC Strikers G01

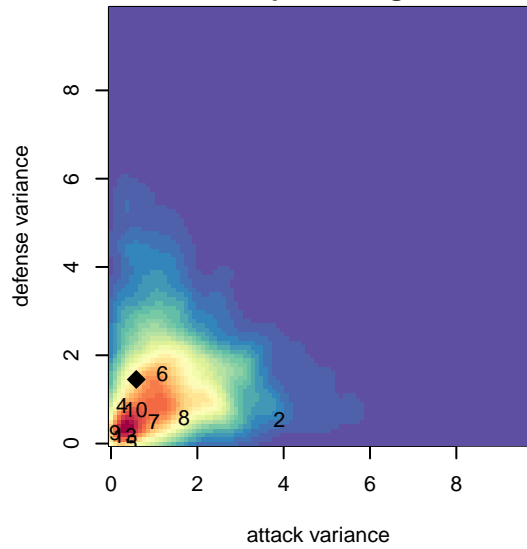
alt names used:

Venues played:
2016 FWRL CAN CRL U16

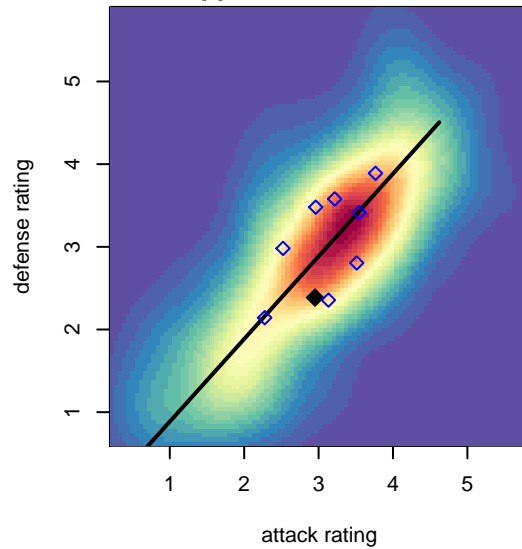
, CAN
G01 total strength=1570
attack=19.14 defense=10.87



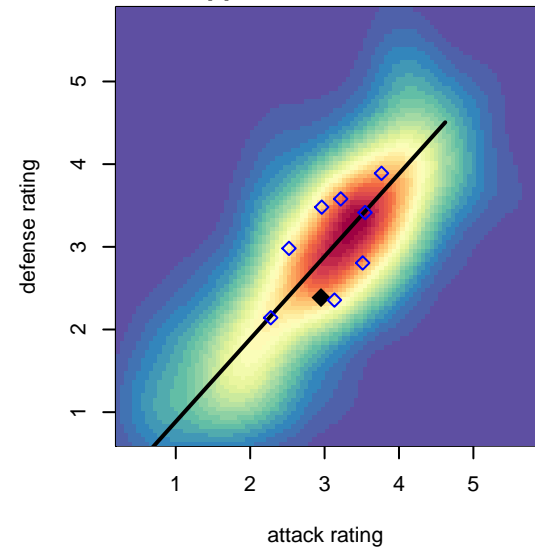
**attack and defense variance (black dot)
relative to other teams
and top 10 in region**



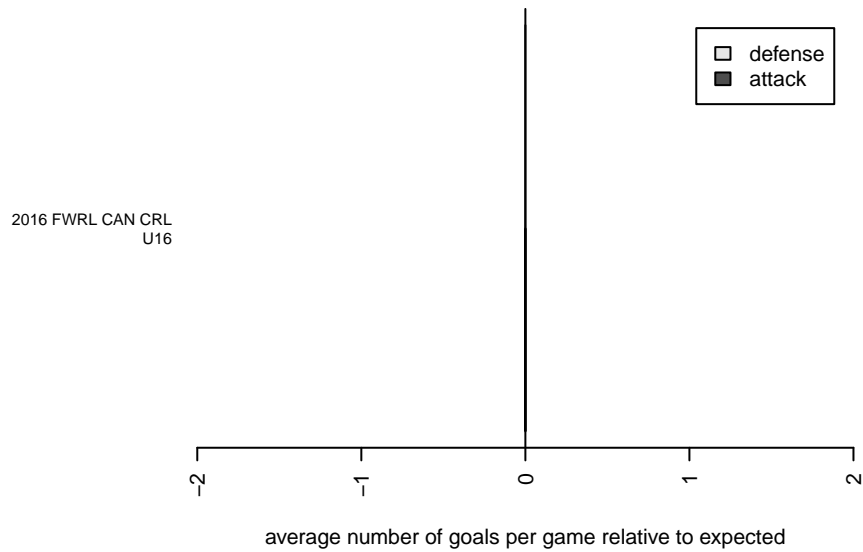
**attack and defense rating
relative to others at age
and all opponents in last 13 months**



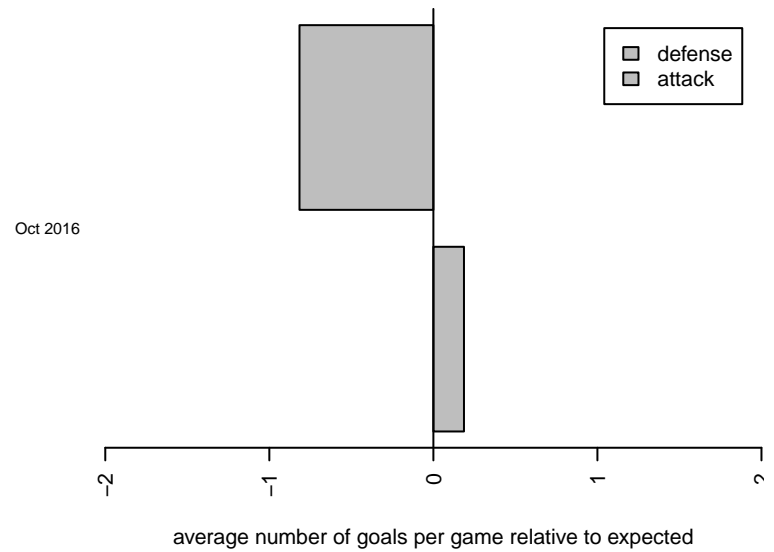
**attack and defense rating
relative to others at age
and all opponents in last 13 months**



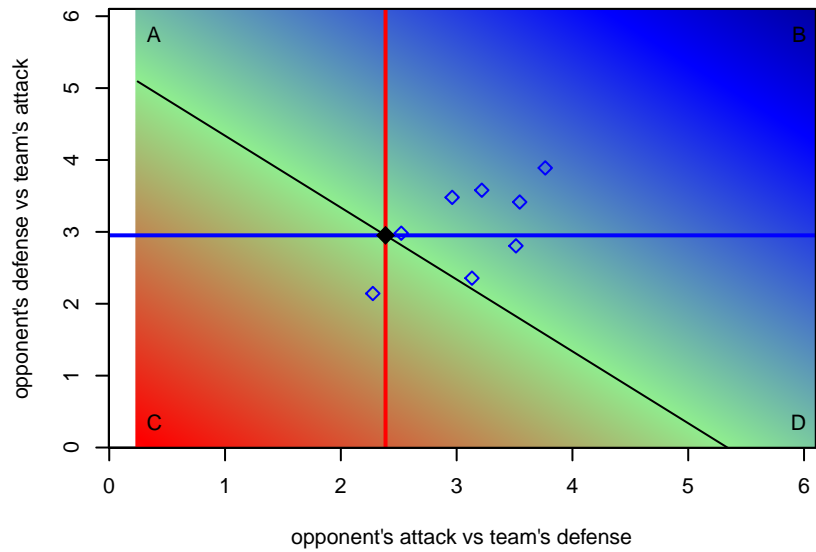
Performance relative to 13 month average



Performance relative to 13 month average



Distribution of opponents
 Red = Lose zone, Blue = Win zone, Green = Even
 Black line separates win/lose zones



lot. A=Neither has attack advantage, B=Opponent has both attack and defense advantage, C=Opponent has both attack and defense disadvantage, D=Both have

date	home		away		venue	pred.home	pred.away
2016-11-13	Pacifica United SC Strikers G01	0	USA Stars G01	3	2016 FWRL CAN CRL U16	0.36	4.18
2016-11-06	Palo Alto SC Blue G01	1	Pacifica United SC Strikers G01	2	2016 FWRL CAN CRL U16	3.12	1.12
2016-10-23	MVLA Milan Green G01	2	Pacifica United SC Strikers G01	2	2016 FWRL CAN CRL U16	0.89	2.13
2016-10-16	Mustang SC Elite G01	4	Pacifica United SC Strikers G01	2	2016 FWRL CAN CRL U16	3.15	0.58
2016-10-09	Pacifica United SC Strikers G01	1	Livermore Fusion SC NPL G01	2	2016 FWRL CAN CRL U16	0.96	1.35
2016-10-02	Santa Clara Sporting Green G01	3	Pacifica United SC Strikers G01	0	2016 FWRL CAN CRL U16	2.34	0.58
2016-09-18	Pacifica United SC Strikers G01	1	South San Jose Dynamo G01	3	2016 FWRL CAN CRL U16	1.73	2.12
2016-09-11	Pacifica United SC Strikers G01	0	San Juan SC South G01	1	2016 FWRL CAN CRL U16	0.54	1.85